

VULCRAFT/VERCO GROUP

ACOUSTICAL PERFORMANCE TEST REPORT

SCOPE OF WORK

ASTM E90 AND ASTM E492 TESTING ON
FUSION HYBRID OVER 2 MM ECOSILENCE UNDERLAYMENT

SPECIMEN TYPE

Vulcraft 20 Gage Dove Tail 3.50 Steel Deck with Gypsum Board Ceiling

REPORT NUMBER

H7787.08-113-11-R0

TEST DATE

02/17/18

ISSUE DATE

04/05/18

RECORD RETENTION END

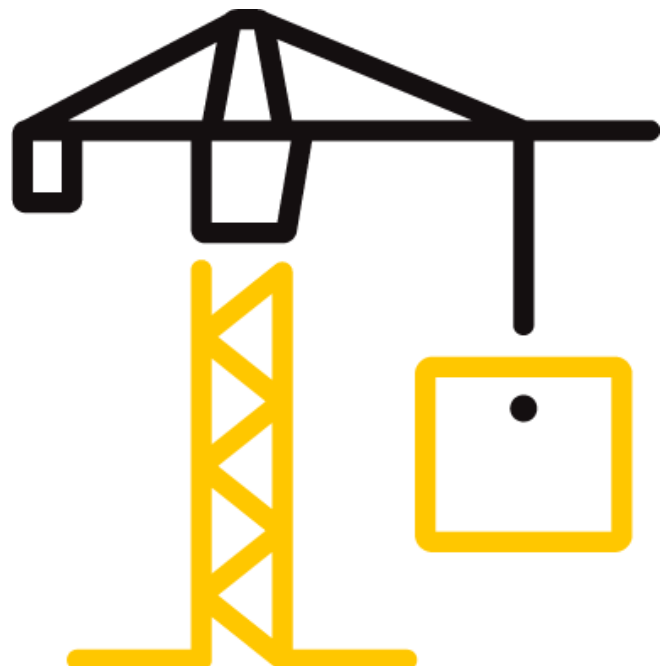
02/17/22

PAGES

13

DOCUMENT CONTROL

ATI 00629 (09/19/17)
RTTDS-R-AMER-Test-2844
© 2017 INTERTEK



TEST REPORT FOR VULCRAFT/VERCO GROUP

Report No.: H7787.08-113-11-R0

Date: 04/05/18

REPORT ISSUED TO

VULCRAFT/VERCO GROUP

7205 Gault Avenue North
Fort Payne, Alabama 35967

SECTION 1

SCOPE

Intertek Building & Construction (B&C) was contracted by to perform testing in accordance with ASTM E90 AND ASTM E492 on Fusion Hybrid over 2 mm ECOsilence Underlayment. Results obtained are tested values and were secured by using the designated test method(s). Testing was conducted in the VT test chambers at Intertek B&C located in York, Pennsylvania.

This report does not constitute certification of this product nor an opinion or endorsement by this laboratory.

SECTION 2

SUMMARY OF TEST RESULTS

DATA FILE NO.	H7787.08
SERIES/MODEL:	Fusion Hybrid over 2 mm ECOsilence Underlayment
STC	55
IIC	53

COMPLETED BY: Jason P. Taylor
Technician II - Acoustical
TITLE: Testing
SIGNATURE:
DATE: 04/05/18

COMPLETED BY: Jordan Strybos
Project Manager - Acoustical
TITLE: Testing
SIGNATURE:
DATE: 04/05/18

This report is for the exclusive use of Intertek's Client and is provided pursuant to the agreement between Intertek and its Client. Intertek's responsibility and liability are limited to the terms and conditions of the agreement. Intertek assumes no liability to any party, other than to the Client in accordance with the agreement, for any loss, expense or damage occasioned by the use of this report. Only the Client is authorized to permit copying or distribution of this report and then only in its entirety. Any use of the Intertek name or one of its marks for the sale or advertisement of the tested material, product or service must first be approved in writing by Intertek. The observations and test results in this report are relevant only to the sample(s) tested. This report by itself does not imply that the material, product, or service is or has ever been under an Intertek certification program.



TEST REPORT FOR VULCRAFT/VERCO GROUP

Report No.: H7787.08-113-11-R0

Date: 04/05/18

SECTION 3**TEST METHODS**

The specimen was evaluated in accordance with the following:

ASTM E90-09 (2016), *Standard Test Method for Laboratory Measurement of Airborne Sound Transmission Loss of Building Partitions*

ASTM E413-16, *Classification for Rating Sound Insulation*

ASTM E492-09(2016)e1, *Standard Test Method for Laboratory Measurement of Impact Sound Transmission Through Floor-Ceiling Assemblies Using the Tapping Machine*

ASTM E989-06 (2012), *Classification for Determination of Impact Insulation Class (IIC)*

ASTM E2235-04 (2012), *Standard Test Method for Determination of Decay Rates for Use in Sound Insulation Test Methods*

SECTION 4**MATERIAL SOURCE/INSTALLATION**

The full test specimen was assembled on the day of testing by B&C. All materials provided by the client were installed on an existing B&C assembly (Vulcraft 20 Gage Dove Tail 3.50 Steel Deck with Gypsum Board Ceiling) utilizing B&C-supplied materials. The assembly was installed in a steel test frame which was installed into the opening between the source and receive rooms in the test chamber. The test frame was isolated from the structure with dense neoprene gasket.

The total weight of the floor/ceiling assembly was 3349.7 kg. B&C will store samples of the test specimen for four years. Photographs of the test specimen are included in the attachments. A drawing of the test specimen is included in the attachments.

B&C will service this report for the entire test record retention period. Test records, such as detailed drawings, datasheets, representative samples of test specimens, or other pertinent project documentation, will be retained by B&C for the entire test record retention period.

TEST REPORT FOR VULCRAFT/VERCO GROUP

Report No.: H7787.08-113-11-R0

Date: 04/05/18

SECTION 5 EQUIPMENT

INSTRUMENT	MANUFACTURER	MODEL	DESCRIPTION	ASSET #	CAL DATE
Data Acquisition Unit	National Instruments	PXI-1033	Data Acquisition Card	63763-1	06/16 *
Data Acquisition Unit	National Instruments	PXI-4462	Input Card	63763-4	07/16 *
Data Acquisition Unit	National Instruments	PXI-4462	Input Card	63763-5	06/16 *
Microphone Calibrator	Norsonic	1251	Pistonphone calibrator	INT00127	03/17
Receive Room Microphone	PCB Piezotronics	378C20	Microphone and Preamplifier	65617	05/17
Receive Room Microphone	PCB Piezotronics	378B20	Microphone and Preamplifier	63744	05/17
Receive Room Microphone	PCB Piezotronics	378B20	Microphone and Preamplifier	63745	05/17
Receive Room Microphone	PCB Piezotronics	378B20	Microphone and Preamplifier	63746	09/17
Receive Room Microphone	PCB Piezotronics	378B20	Microphone and Preamplifier	63747	05/17
Receive Room Environmental Indicator	Comet	T7510	Temperature and Humidity Transmitter	63810	10/17
				63811	10/17
Source Room Microphone	PCB Piezotronics	378B20	Microphone and Preamplifier	63738	04/17
Source Room Microphone	PCB Piezotronics	378B20	Microphone and Preamplifier	63739	04/17
Source Room Microphone	PCB Piezotronics	378B20	Microphone and Preamplifier	63740	04/17
Source Room Microphone	PCB Piezotronics	378B20	Microphone and Preamplifier	63742	04/17
Source Room Microphone	PCB Electronics	378B20	Microphone and Preamplifier	63741	04/17
Source Room Environmental Indicator	Comet	T7510	Temperature and Humidity Transmitter	INT00603	03/17
Tapping Machine	Norsonic	Nor277	Tapping Machine	INT00936	12/17

* The calibration frequency for this equipment is every two years per the manufacturer's recommendation.

VT RECEIVE ROOM VOLUME	158.86 m ³
VT SOURCE ROOM VOLUME	190 m ³

SECTION 6 LIST OF OFFICIAL OBSERVERS

NAME	COMPANY
Jason P. Taylor	Intertek B&C
Jordan Strybos	Intertek B&C

TEST REPORT FOR VULCRAFT/VERCO GROUP

Report No.: H7787.08-113-11-R0

Date: 04/05/18

SECTION 7**TEST PROCEDURE**

The microphones were calibrated before conducting the tests. The air temperature and relative humidity conditions were monitored and recorded during all measurements.

The airborne transmission loss test was conducted in accordance with the ASTM E90 test method using the single direction method. Two background noise sound pressure level and five sound absorption measurements were conducted at each of five microphone positions. Four sound pressure level measurements were made simultaneously in both rooms, at each of five microphone positions.

The impact sound transmission test was conducted in accordance with the ASTM E492 test method. Two background noise sound pressure level, two sound pressure level measurements with the tapping machine operating at each position specified by ASTM E492, and five sound absorption measurements were conducted at each of five microphone positions.

Detailed test procedures, data for flanking limit tests, repeatability measurements, and reference specimen tests are available upon request.

SECTION 8**TEST CALCULATIONS**

The STC (Sound Transmission Class) and IIC (Impact Insulation Class) ratings were calculated in accordance with ASTM E413 and ASTM E989, respectively.

TEST REPORT FOR VULCRAFT/VERCO GROUP

Report No.: H7787.08-113-11-R0

Date: 04/05/18

SECTION 9

TEST SPECIMEN DESCRIPTION

MATERIAL	DIMENSIONS (mm/inch)	THICKNESS (mm/inch)	MANUFACTURER AND SERIES	QUANTITY	AVERAGE WEIGHT
Luxury Vinyl Plank	1219 by 177.8	4.0	Derr Flooring Fusion Hybrid	10.98 m ²	6.74 kg/m ²
	Note: Loose laid				
Rubber Underlayment	3023 by 1219	2.0	ECOsilence	10.98 m ²	1.86 kg/m ²
	Note: Loose laid				
Standard 4000 PSI Concrete	3023 by 3632	152.4	N/A	10.98 m ²	270.63 kg/m ²
	Note: Poured directly on the floor deck and allowed to cure for a minimum of 28 days.				
Steel Deck	3023 by 609.6	152.4	20 Gage Vulcraft Dove Tail 3.50	10.98 m ²	12.01 kg/m ²
	Note: Installed per manufacturer's specifications in a test frame with the top of the concrete flush with the source room. All seams and gaps underneath the deck were plugged with backer rod and sealed with Pecora AC-20 Acoustical Sealant.				
25 Gage Furring Channel	3023 by 63.6	38.1	ClarkDietrich	21.16 lin m	0.98 kg/m
	Note: The furring channels were attached directly to the bottom of the steel deck, spaced 610 mm on center. The measured steel thickness was 1.2 mm.				
Gypsum Panel	1219 by 3023	15.9	USG SHEETROCK® Brand FIRECODE® C Core	10.98 m ²	11.91 kg/m ²
	Note: Fastened with 25.4 mm fine thread drywall screws on 610 mm centers. Seams and perimeter sealed with Pecora AC-20® Acoustical Sealant and covered with pressure-sensitive tape.				

TEST REPORT FOR VULCRAFT/VERCO GROUP

Report No.: H7787.08-113-11-R0

Date: 04/05/18

SECTION 10
TEST RESULTS - AIRBORNE SOUND TRANSMISSION LOSS


TEST DATE	2/17/2018				
DATA FILE NO.	H7787.08				
CLIENT	Vulcraft/Verco Group				
DESCRIPTION	4 mm Derr Flooring Fusion Hybrid Luxury Vinyl Plank, 2 mm ECOSilence Rubber Underlayment, 152.4 mm Standard 4000 PSI Concrete, 152.4 mm 20 Gage Vulcraft Dove Tail 3.50 Steel Deck, 38.1 mm ClarkDietrich 25 Gage Furring Channel, 15.9 mm USG SHEETROCK® Brand FIRECODE® C Core Gypsum Panel				
SPECIMEN AREA	10.98 m ²	Receive Temp.	18.9°C	Source Temp.	18.9°C
TECHNICIAN	JPT	Receive Humidity	57%	Source Humidity	57%

FREQ (Hz)	BACKGROUND SPL (dB)	ABSORPTION m ²	SOURCE SPL (dB)	RECEIVE SPL (dB)	SPECIMEN TL (dB)	95% CONFIDENCE LIMIT	NUMBER OF DEFICIENCIES
80	28.2	17.4	109	70	37	3.0	-
100	28.6	17.0	106	69	35	1.6	-
125	27.3	11.5	106	69	37	1.8	2
160	22.4	12.3	107	70	36	1.1	6
200	20.5	11.1	105	67	38	1.4	7
250	30.5	10.8	105	60	44	1.0	4
315	18.1	9.9	106	59	47	0.6	4
400	19.4	8.6	105	55	51	0.5	3
500	25.5	7.8	103	52	52	0.4	3
630	16.4	7.5	104	53	53	0.5	3
800	16.7	7.2	103	48	57	0.6	0
1000	15.3	7.1	104	44	62	0.4	0
1250	12.6	7.2	104	41	65	0.3	0
1600	9.6	7.6	105	40	67	0.4	0
2000	8.0	8.6	104	38	67	0.4	0
2500	7.1	9.5	102	36	67	0.3	0
3150	7.2	10.6	103	33	70	0.4	0
4000	8.0	12.5	104	32	72	0.4	0
5000	8.8	14.6	104	28	74	0.5	-
6300	9.7	18.9	97	18	77	0.6	-
8000	10.6	24.9	97	13	80	0.6	-
10000	11.6	31.2	92	10	77	0.7	-
STC Rating	55	<i>(Sound Transmission Class)</i>			Sum of Deficiencies	32	

Notes:

- 1) Receive Room levels less than 5 dB above the Background levels are highlighted in yellow.
- 2) Specimen TL levels listed in red are potentially limited by the laboratory flanking limit.
- 3) Specimen TL levels listed in blue indicate the lower limit of the transmission loss.
- 4) Specimen TL levels listed in green indicate that there has been a filler wall correction applied

TEST REPORT FOR VULCRAFT/VERCO GROUP

Report No.: H7787.08-113-11-R0

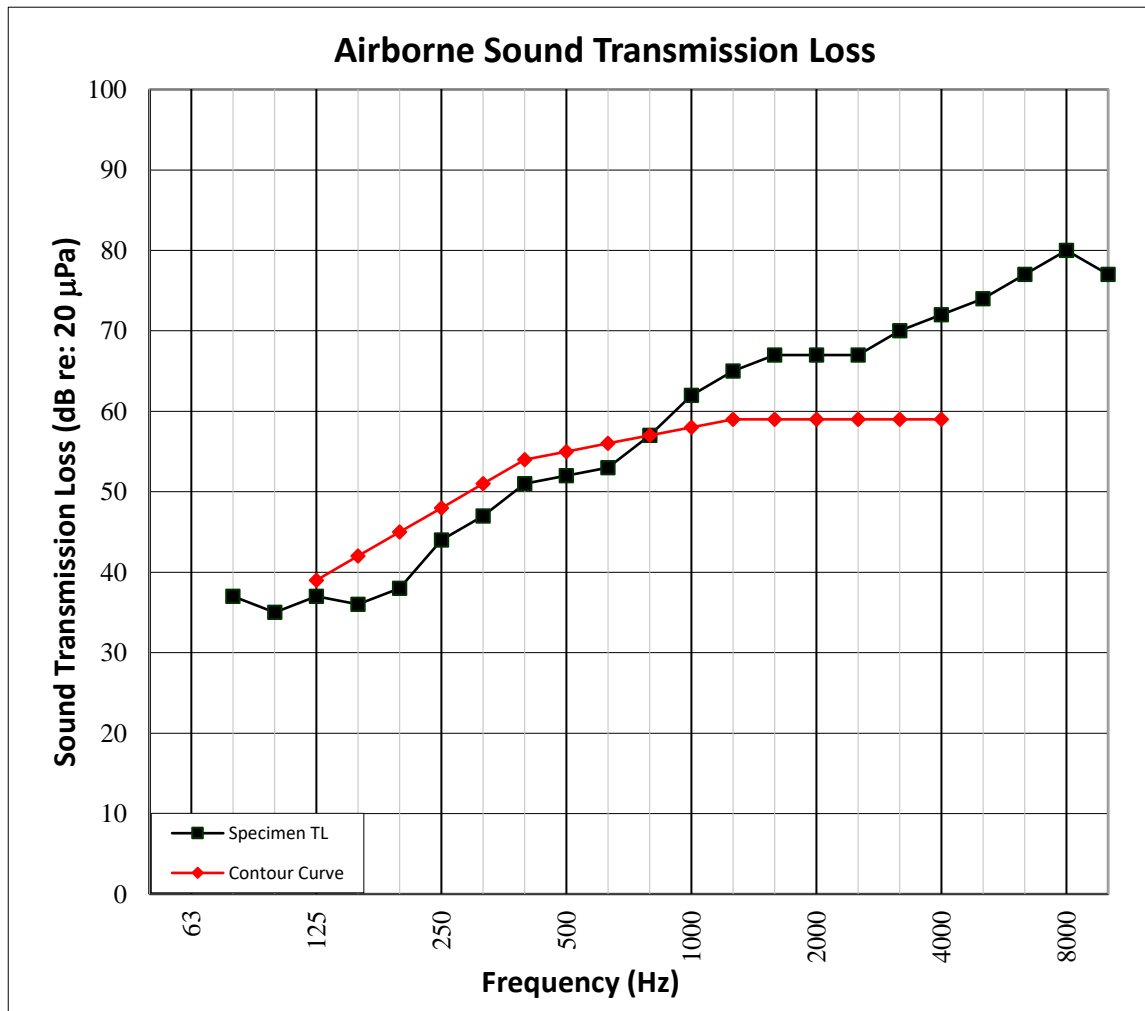
Date: 04/05/18

SECTION 11

TEST RESULTS - AIRBORNE SOUND TRANSMISSION LOSS GRAPH



TEST DATE	2/17/2018				
DATA FILE NO.	H7787.08				
CLIENT	Vulcraft/Verco Group				
DESCRIPTION	4 mm Derr Flooring Fusion Hybrid Luxury Vinyl Plank, 2 mm ECOSilence Rubber Underlayment, 152.4 mm Standard 4000 PSI Concrete, 152.4 mm 20 Gage Vulcraft Dove Tail 3.50 Steel Deck, 38.1 mm ClarkDietrich 25 Gage Furring Channel, 15.9 mm USG SHEETROCK® Brand FIRECODE® C Core Gypsum Panel				
SPECIMEN AREA	10.98 m ²	Receive Temp.	18.9°C	Source Temp.	18.9°C
TECHNICIAN	JPT	Receive Humidity	57%	Source Humidity	57%



TEST REPORT FOR VULCRAFT/VERCO GROUP

Report No.: H7787.08-113-11-R0

Date: 04/05/18

SECTION 12
TEST RESULTS - IMPACT SOUND TRANSMISSION


TEST DATE	2/17/2018				
DATA FILE NO.	H7787.08				
CLIENT	Vulcraft/Verco Group				
DESCRIPTION	4 mm Derr Flooring Fusion Hybrid Luxury Vinyl Plank, 2 mm ECOSilence Rubber Underlayment, 152.4 mm Standard 4000 PSI Concrete, 152.4 mm 20 Gage Vulcraft Dove Tail 3.50 Steel Deck, 38.1 mm ClarkDietrich 25 Gage Furring Channel, 15.9 mm USG SHEETROCK® Brand FIRECODE® C Core Gypsum Panel				
SPECIMEN AREA	10.98 m ²	Maximum Temp.	18.9°C	Minimum Temp.	18.9°C
TECHNICIAN	JPT	Max. Humidity	57%	Min. Humidity	56%

FREQ (Hz)	BACKGROUND SPL (dB)	ABSORPTION m ²	NORMALIZED IMPACT SPL (dB)	95% CONFIDENCE LIMIT	NUMBER OF DEFICIENCIES
80	29.5	17.3	62	2.5	-
100	28.3	19.2	65	1.3	6
125	25.5	11.7	64	1.1	5
160	22.7	12.2	66	1.0	7
200	21.6	10.6	66	0.4	7
250	29.7	10.9	62	0.9	3
315	17.8	10.5	61	0.4	2
400	19.2	8.7	57	0.3	0
500	26.5	7.7	53	0.3	0
630	17.4	7.4	48	0.4	0
800	18.1	7.2	50	0.4	0
1000	17.7	7.0	46	0.4	0
1250	14.5	7.2	40	0.4	0
1600	12.5	7.5	33	0.3	0
2000	9.6	8.6	27	0.4	0
2500	7.5	9.6	22	0.7	0
3150	7.3	10.7	15	0.7	0
4000	8.0	12.5	12	0.6	-
5000	8.8	14.4	12	0.3	-
6300	9.7	18.9	13	0.3	-
8000	10.6	24.8	14	0.4	-
10000	11.5	31.9	16	0.5	-
IIC Rating	53	<i>(Impact Insulation Class)</i>		Sum of Deficiencies	30

Notes: Receive Room levels less than 5 dB above the Background levels are highlighted in yellow.

TEST REPORT FOR VULCRAFT/VERCO GROUP

Report No.: H7787.08-113-11-R0

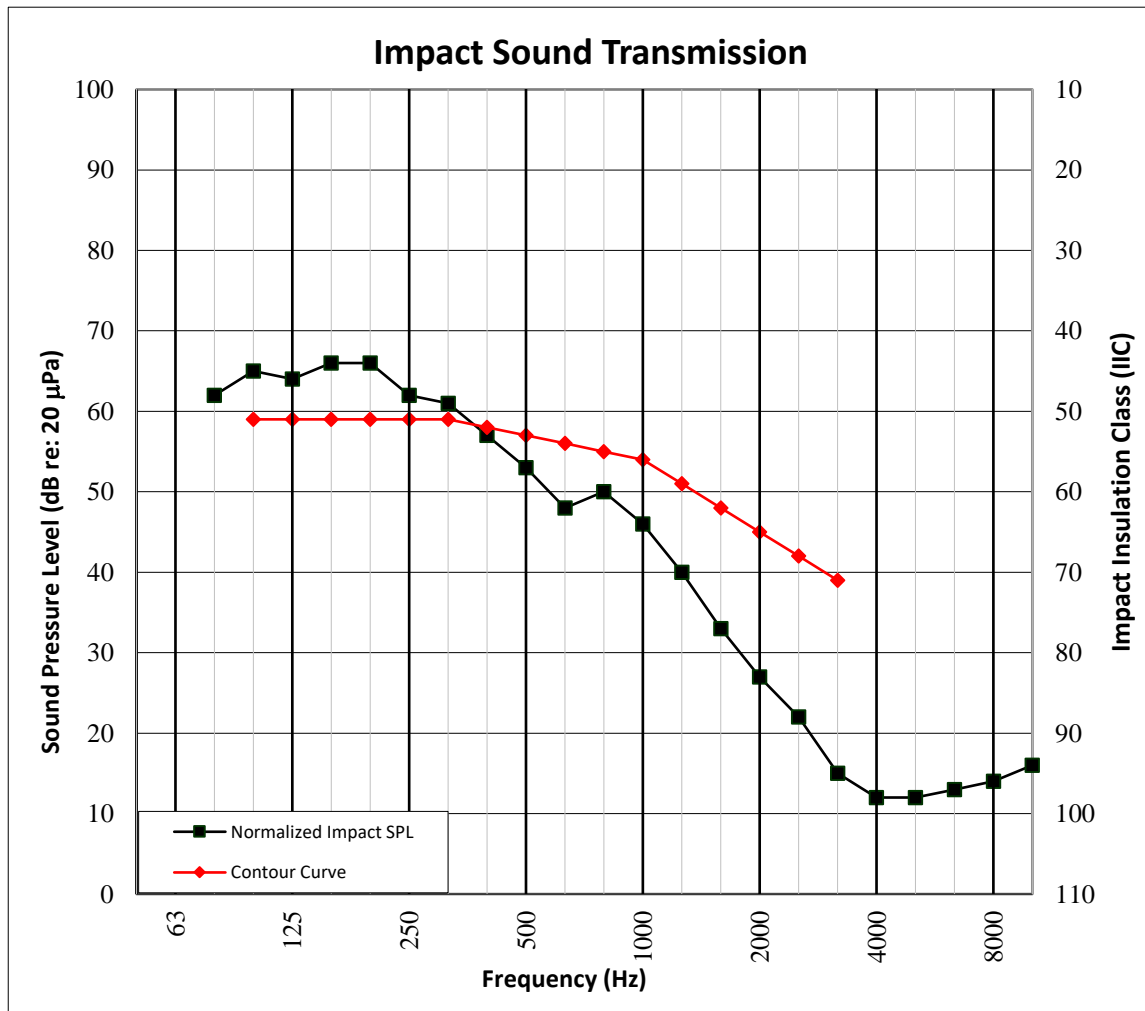
Date: 04/05/18

SECTION 13

TEST RESULTS - IMPACT SOUND TRANSMISSION GRAPH



TEST DATE	2/17/2018			
DATA FILE NO.	H7787.08			
CLIENT	Vulcraft/Verco Group			
DESCRIPTION	4 mm Derr Flooring Fusion Hybrid Luxury Vinyl Plank, 2 mm ECOSilence Rubber Underlayment, 152.4 mm Standard 4000 PSI Concrete, 152.4 mm 20 Gage Vulcraft Dove Tail 3.50 Steel Deck, 38.1 mm ClarkDietrich 25 Gage Furring Channel, 15.9 mm USG SHEETROCK® Brand FIRECODE® C Core Gypsum Panel			
SPECIMEN AREA	10.98 m ²	Maximum Temp.	18.9°C	Minimum Temp. 18.9°C
TECHNICIAN	JPT	Max. Humidity	57%	Min. Humidity 56%



TEST REPORT FOR VULCRAFT/VERCO GROUP

Report No.: H7787.08-113-11-R0

Date: 04/05/18

SECTION 14

PHOTOGRAPHS



Photo No. 1

Source Room View of Test Specimen Installation



Photo No. 2

Receive Room View of Test Specimen Installation

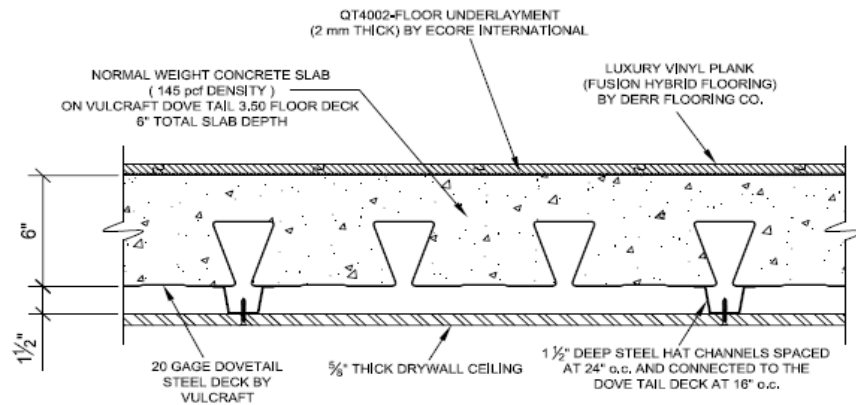
TEST REPORT FOR VULCRAFT/VERCO GROUP

Report No.: H7787.08-113-11-R0

Date: 04/05/18

SECTION 15

DRAWING



Drawing of Test Specimen (supplied by Client)



Total Quality. Assured.

130 Derry Court
York, PA 17406

Telephone: 717-764-7700
Facsimile: 717-764-4129
www.intertek.com/building

TEST REPORT FOR VULCRAFT/VERCO GROUP

Report No.: H7787.08-113-11-R0

Date: 04/05/18

SECTION 16

REVISION LOG

REVISION #	DATE	PAGES	DESCRIPTION
R0	04/05/18	N/A	Original Report Issue